

# Hyde Park Picture House Access Guide

The Hyde Park Picture House (HPPH) is a cinema and community space based in the heart of Hyde Park, Leeds. We are committed to being open to all and are delighted that recent renovations have reduced the number of barriers our building presents to disabled visitors.

This guide has been put together to make visitors aware of what they can expect when visiting. If you have any special requests or requirements which are not covered in this guide, please get in touch via [info@hpph.co.uk](mailto:info@hpph.co.uk) or 0113 275 2045.

This access guide was updated on 9<sup>th</sup> January 2025.

## In This Guide

<b>About Us &amp; Opening Hours</b> .....	3
<b>Getting Here</b> .....	3
On Foot.....	4
By Bike.....	4
By Bus.....	5
By Train.....	6
By Car.....	7
Parking.....	7
Blue Badge Parking.....	7
<b>Arriving Here &amp; Box Office</b> .....	8
How do I book free CEA card holder seats?.....	10
<b>Access Facilities</b> .....	10
Family & Baby Facilities.....	10
Assistance & Guide Dogs.....	11
Hearing Loop.....	11
Other Facilities.....	12

<b>Getting Around the Building</b> .....	12
Lift Access.....	12
Step Access.....	13
Wheelchair Access .....	13
Toilets.....	15
Café Bar .....	16
Community Room.....	16
Screen One .....	17
Screen Two.....	18
<b>Seating</b> .....	19
Screen One Stalls.....	19
Screen One Balcony .....	20
Screen Two.....	20
Ground Floor and Basement Seating.....	20
First Floor Seating.....	21
<b>Guidance, Warnings &amp; Certification</b> .....	21
<b>Covid Safety</b> .....	22
<b>Accessible Screenings</b> .....	23
Audio Description Screenings.....	23
Captioned Screenings.....	24
Autism-friendly Screenings .....	24
Memory Matinees.....	25
Bring Your Own Baby Screenings.....	25
Affordable Screenings.....	26
<b>Future Accessibility</b> .....	26



## About Us & Opening Hours

The cinema's box office and Café Bar will be open to the public during the following hours:

Friday:	14:00 – 22:00
Saturday:	10:30 – 22:00
Sunday:	10:30 – 22:00
Monday:	16:00 – 22:00
Tuesday:	16:00 – 22:00
Wednesday:	10:30 – 22:00
Thursday:	14:00 – 22:00

Our box office staff will be happy to help you during your visit. You will be able to see them as soon as you enter the building if you have any queries. They will be wearing lanyards.

You are welcome to come visit the Hyde Park Picture House for events and to see films, or to enjoy our community spaces and Café Bar.



## Getting Here

HPPH is located at the intersection of Brudenell Road and Queens Road in the suburb of Hyde Park, north of Leeds city centre.

The start and run time of films are displayed on our website to help you to plan transport. However, other than Autism-friendly screenings and events, films will usually have trailers so please consider adding 20-23 mins to account for this. If you need to know specific times for the end of screenings, please get in touch and we will be happy to help you.

Address:

73 Brudenell Rd  
Leeds  
LS6 1JD



## On Foot

- The cinema is a 30–40 min walk from Leeds city centre, a 15 min walk from Headingley and the University of Leeds campus, and a 40 min walk from Bramley and Harehills.
- **Directions from Leeds train station:**  
Walk north up Park Row until you reach Millennium Square. Continue north along Woodhouse Lane towards, and then through, the University of Leeds campus. Once on the other side, walk through/along Woodhouse Moor until you reach Brudenell Road. The cinema is located 500 metres along Brudenell Road, at an intersection between Brudenell Road and Queens Road/Chestnut Avenue.



## By Bike

- It takes approximately 15 mins to cycle from Leeds city centre, 6 mins from Headingley and 20 mins from Bramley.
- Here's a tool for planning your journey and avoiding busy routes: <https://www.cyclecityconnect.co.uk/journey-planner/>

- **Route suggestion from Leeds:** use the cycle lane along Woodhouse Lane and Blenheim Terrace to head out of town. Then cycle through the University of Leeds Campus and then through Woodhouse Moor (if light) or along Moorland Road and Hyde Park Road (if dark) and then down along Brudenell Road.
- **Route suggestion from Headingley:** use the cycle lane along Headingley Lane to Hyde Park Corner. Turn right onto Victoria Road, then turn left onto Chestnut Avenue until you reach us on Brudenell Road.
- **Route suggestion from Bramley:** head down Broad Lane towards Kirkstall. Once you have passed Kirkstall Bridge Shopping Park, turn right onto Kirkstall Road and use the cycle lane along here. Just before reaching the Shell garage, turn left up Willow Road towards Cardigan Road. Cycle along Cardigan Road until just after Left Bank and before the Co-op. Turn right onto Brudenell Road and you will reach us on your right, opposite Sainsbury's.
- We are in conversations with the Highways and Transportation team at Leeds City Council about increasing the number of cycle stands on Brudenell Road. We are hoping this will be successful and we will update this information once confirmed.
- For security of cycle storage, there will be enhanced lighting and CCTV coverage of external parts of the building.
- If you'd like to hire a bike near the cinema, there are Leeds City Beryl Bikes which you can locate on [their app](#) just off our street on Pearson Avenue and Brudenell Mount.
- [Other options for hiring bikes in Leeds can be found here.](#)



## By Bus

- The nearest bus route is the number 56 (First Bus), which stops directly outside of the cinema in both directions. This

bus can be caught from **Leeds city centre**, Albion Street, opposite the main Post Office (this bus stop is labelled Headrow K) and along Eastgate/The Headrow (this bus stop is labelled Victoria H). This journey takes approximately 20 mins.

- Alternatively, the 1, 6, 27 and 28 all stop at Hyde Park Corner which is approximately 7 mins' walk from the cinema. These buses take approximately 10-15 mins to get from Leeds city centre to Hyde Park Corner.
- **By bus from Bramley**, the journey is around 30-40 mins. The 49 bus stops at Waterloo Lane, opposite Trinity Methodist Church and Bramley Housing Office. The closest stop to the cinema is on Burley Road, just after the Cardigan Road junction which is a 10 min walk away. Alternatively, the number 14 goes from Bramley Centre B opposite The Old Unicorn and stops on Kirkstall Road, just after the Shell garage, a 15 min walk from the cinema. To get directly to the cinema, you can get two buses – the 91 towards Halton Moor from Waterloo Lane and then the 56 from Eden Drive. The 56 stops directly outside the cinema.
- By bus, HPPH is 40-50 mins from **Harehills**. The number 49, 50 and 50A buses can all be caught from Ashley Road to Burley Road. The stop just after Woodsley Road on Burley Road is a 10 min walk to the cinema. Alternatively, get off the bus on York Street (opposite Northern Ballet) to change onto the 56 bus which takes you directly to the cinema.
- For specific bus times and routes, visit the [West Yorkshire Metro Journey Planner](#).
- As screenings are due to end, we will use our digital displays to signpost live public transport connections in the area.



## By Train

- The cinema is an 8-10 min walk from Burley Park train station.

- Trains run regularly to Burley Park from Leeds train station via a Northern Rail service towards Harrogate. The train journey between Leeds and Burley Park takes 4-9 mins.
- For train times, visit [National Rail](#).
- As screenings are due to end, we will use our digital displays to signpost live public transport connections in the area.

## By Car

- The cinema is a 10-20 min drive from Leeds city centre depending on traffic; a 5 min drive from Headingley; a 10-15 min drive from Bramley and a 15-20 min drive from Harehills.

## Parking

- We do not have a car park. However, on-street parking is usually available nearby.
- On-street parking in Hyde Park is currently under review by the Highways and Transportation team at Leeds City Council who are looking to introduce a permit system in the area. However, there would still be public parking available with a time limit which would more than cover the length of a film.
- This section will be updated with any updates we get from Leeds City Council.

## Blue Badge Parking

- We are in conversations with the Highways and Transportation team at Leeds City Council to hopefully confirm a clearly marked disabled parking bay on Brudenell Road outside the cinema. This should hopefully provide two disabled parking spaces.

- This section will be updated once we have confirmation from the Council.




## Arriving Here & Box Office

The entrance of the cinema looks like this:





- A permanent ramp at the front of the cinema extends from the pavement to the main entrance, providing step-free access to the building.
- Outdoor seating runs alongside the ramp.
- There is a thermal lobby surrounding our main entrance. The glass doors have a 1390mm clear opening. The main entrance behind the glass doors has push button access with approx. 1100mm clear opening.
- At busy screenings and events, it may be necessary to queue outside. Therefore, we advise dressing according to the weather.
- The external ticket booth is only used for select events. To get to the main box office counter, head through the doors into the foyer and you will see the counter directly to your right.
- This is what it looks like:



- Our staff will be able to help with any queries, sell tickets, food and drink.

- There is a lowered section of the counter on the left hand side. The height of this section is 730mm. This section has a knee recess for wheelchair users measuring 1200mm wide, 500mm deep and 700mm high.
- A wheelchair accessible toilet is positioned just to the left of the lowered section of the box office counter in the foyer. This is an all-gender toilet. It has baby changing facilities.

## How do I book free CEA card holder seats?

- If you are disabled, you can book a free ticket for a companion at the box office, over the phone and on our website. We are part of the CEA Card Scheme. Details of the scheme and how to apply can be found at [ceacard.co.uk](http://ceacard.co.uk). To book this free companion ticket online, update your HPPH account details (in 'Other Preferences') and select 'I have a CEA card'. This will give you the option to select a free companion seat.

## Access Facilities

### Family & Baby Facilities

- We have 33 booster seats. These will either be stacked by the screen entrance ready for you to take or you can ask for them at the box office. You are also welcome to bring along your own booster seat for your child.
- Baby changing facilities can be found in the accessible toilet on the Ground Floor in the entrance foyer, to the left of the lowered side of the box office counter.
- All toilets have little steps which children can use to reach sinks.
- At BYOBaby screenings, there will be a designated space to leave prams. Staff will advise you on this. During screenings at

other times, there won't be a designated space for prams but there will be room for a few.

- Children aged 14 and under are entitled to our cheaper child price tickets.
- We have Pay What You Can family-friendly [Hyde & Seek screenings](#) which are accompanied with free craft sessions on Saturdays. We also have [BYOBaby screenings](#). Details of these can be found in the [Accessible Screenings section](#) of this guide.



## Assistance & Guide Dogs

- Assistance and guide dogs are welcome.
- In the case of an emergency evacuation, front of house staff have been trained to assist customers in leaving the building.
- If you require evacuation support, we can keep a record of this on your HPPH account. You can self-identify as requiring this support on your online account (in 'Other Preferences') by selecting 'I require evacuation support', or if you let us know at the box office, we will update your account.
- We are happy to provide a bowl of water for assistance and guide dogs. Please ask our staff and volunteers around the venue or at the box office for assistance with this.



## Hearing Loop

- We have a hearing loop at the box office, located at the lowered section of the desk. Hearing aids that are switched to channel 'T' can use this to amplify sound when someone is talking to them at the box office.

- Please note, we do not have hearing loops in Screen One or Screen Two. If you require amplified sound, we have accessibility receivers and headsets that can be used.
- Please head to our [accessible screenings section](#) if you would like to find out about our accessibility headsets for amplified sound and audio description.

## Other Facilities

- Large print programmes and menus are available.
- Staff with first aid training will be available if required.
- We welcome customers to bring medicines, equipment, food and drink needed to manage a medical condition.
- Noise cancelling headphones are not available at our venue, please feel free to bring your own if needed.



## Getting Around the Building

There are four floors in the building. All have step-free access apart from the balcony section of the main auditorium (Screen One) and the Second Floor which is mainly for staff use only.



## Lift Access

- Most public areas of the building can be accessed without steps via the platform lift which is located at the far side of the extension.
- The only areas which are inaccessible via the lift are the balcony section of Screen One and the Second Floor which is mainly a staff area.
- Directions to lift from main entrance:
  - Enter foyer

- Turn right at box office to enter extension
- Head straight to the far end of Café Bar where you will see the lift on your right beyond the tables and before the staircase.
- The clear opening width of the lift door is 900mm.
- The lift has a load capacity of 400kg (5 persons).
- The lift is for public use and a member of staff does not need to be notified to be able to use the lift.
- The lift has raised buttons to help visually impaired people.



## Step Access

- There is the option to use stairs between every floor of our building.
- The staircase between the Ground Floor and First Floor leading to the balcony area of our main auditorium (Screen One) can be accessed in the foyer, on the left as you come through the main entrance. There are 21 190mm steps between these two floors.
- There is a second staircase from which you can access Screen Two in the basement and the Community Room on the First Floor. The Ground Floor location of this staircase is just next to the lift which is on the far side of the extension, which is accessed through the foyer, to the right of the box office, through the Café Bar.
- There are 19 170mm steps between the Ground Floor and Screen Two.
- There are 18 170mm steps between the Ground Floor and the Community Room on the First Floor.



## Wheelchair Access

- There is wheelchair access to all parts of the building other than the balcony in Screen One which does not have

wheelchair spaces or lift access and the Second Floor for staff. Doors to the stalls in Screen One are in the entrance foyer and are power assisted.

- To access Screen Two in the basement, use the platform lift which is located at the far end of the Café Bar. When you exit the lift, head to the power assisted doors and go through these.
- To access the Community Room on the First Floor, use the platform lift which is located at the far end of the Café Bar.
- Screen One and Screen Two have wheelchair spaces.
- The wheelchair accessible toilet is in the Ground Floor entrance foyer, just to the left of the lowered side of the box office counter. This toilet is fitted with grab rails and an emergency alarm pull-cord. There is a 1500mm x 1500mm clear manoeuvre space in the accessible toilet for wheelchairs. The transfer space (directly adjacent to the toilet) measures approx. 1000mm wide and is for left hand transfer.
- There are four wheelchair spaces in Screen One. Two of these are located centrally at the back of the stalls and the other two are on either side of the front row. Some other seating on the front row is removable so there is potential to accommodate more wheelchairs when arranged in advance.
- There are two wheelchair spaces at the back of Screen Two.
- To book a wheelchair space online, first update the details on our account (in 'Other Preferences') to state 'I'd like to reserve wheelchair spaces'. This means that seats which are reserved for wheelchair users will be visible and bookable for you.
- If you are a wheelchair user and require a free seat for a companion seat next to you, make sure you have updated your online account to let us know you are a CEA card holder as this means these seats will be bookable for you too. You

can also book wheelchair and CEA card holder seats over the phone and in person.

- Wheelchair spaces will be visible on booking seating plans with a wheelchair symbol and companion seats have a 'C' symbol.
- In the event of an emergency evacuation, there are two refuge points in the cinema. If you are upstairs in the Community Room, there is a refuge point in the stairwell and a stair climber and evacuation chair installed here. If you are in the basement, there is a refuge point in the stairwell just next to the lift originally used to access this level.



## Toilets

- There are seven toilets in the building.
- There is one all-gender wheelchair accessible toilet on the Ground Floor in the entrance foyer, to the left of the lowered box office counter.
- Baby changing facilities are located in the accessible toilet on the Ground Floor in the entrance foyer.
- On the First Floor, by the Community Room, there are two all-gender toilets directly next to the lift.
- In the basement, just next to the lift before you reach Screen Two, there are two all-gender toilets.
- There are two all-gender toilets as you head from the entrance foyer up to the Screen One balcony, these are only accessible by stairs. The toilets are on the right as you reach the first landing.
- Sanitary bins are provided in all toilets throughout the building.
- All toilets have little steps which children can use to reach sinks.
- We do not have a Changing Places toilet.



## Café Bar

- Our Café Bar is located on the Ground Floor through the entrance foyer and to the right of the box office counter.
- There is step-free level access.
- Food and drinks can be ordered at the box office counter. There is a lowered section of counter on the left-hand side.
- Food and drinks can be brought to tables by staff.
- Please let us know about any dietary requirements and allergies when ordering food and drink. We will be happy to let you know about ingredients.
- As we are aware of how common severe airborne nut allergies are, we do not stock products which contain nuts. However, we still recommend checking ingredients because some manufacturers mention traces and contamination.
- We do not have a booking system for our tables. They are available on a first-come, first-served basis.
- If there is not enough seating in the Café Bar, customers are welcome to sit in the Community Room on the First Floor if it is available. This can be accessed through the Café Bar and via the lift or up a small flight of stairs just next to the lift.
- The nearest fire exits to the Café Bar are the main entrance and the emergency exit beyond the tables and lift in the stairwell.

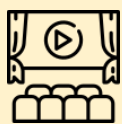


## Community Room

- The Community Room can be accessed through the Café Bar and via the lift or up a small flight of stairs just next to the lift.
- If there is not enough seating in the Café Bar, customers are welcome to sit in the Community Room on the First Floor if available.



- Customers are welcome to use the space as a quiet space when it is not booked for community activities.
- There are two toilets just between the lift and the Community Room on the First Floor.
- These two toilets are not wheelchair accessible and do not have baby changing facilities. The nearest wheelchair accessible toilet with baby changing facilities can be found in the entrance foyer just to the left of the lowered section of the box office counter. This can be accessed by going down one floor in the lift.
- The closest fire exit can be accessed by heading past the toilets and lift on your right and heading down one flight of stairs where you will find the emergency exit directly in front of you at the bottom of the steps. If you cannot use steps, there is a refuge point in the stairwell and stair climbers and evacuation chairs are installed here.



## Screen One

- Screen One is the main auditorium; before renovations it was the only screen.
- Screen One stalls are on the Ground Floor and have level access.
- There is a balcony area for Screen One. To access the balcony, head through the main entrance. Opposite the box office, there is a staircase which leads up to the balcony. The balcony is not wheelchair accessible.
- There are four reserved wheelchair spaces located in the stalls and some seats can be removed on the front row to create further spaces for wheelchairs.
- There is level access to the stalls through power assisted doors.


- The nearest wheelchair accessible toilet to Screen One can be found in the entrance foyer just to the left of the lowered section of the box office counter.
- The nearest toilets to the stalls are the accessible toilet in the foyer and the two toilets in the foyer landing on the way up to the balcony.
- The nearest toilets to the balcony are on the foyer landing. When you are on the balcony, if you are facing away from the screen, the exit on your left leads to these toilets.
- Fire exits to be used from Screen One include the main entrance and the doors to the left and right of the screen.



## Screen Two

- Screen Two is in the basement and can be accessed from the main entrance by heading through the entrance foyer and through the Café Bar to the far side where you will find a platform lift and staircase. Screen Two is down one level.
- There are two wheelchair spaces in Screen Two, located at the back of the auditorium.
- There is access to Screen Two through power assisted doors.
- The nearest wheelchair accessible toilet is in the entrance foyer on the Ground Floor, one floor up from Screen Two, just to the left of the lowered side of the box office counter.
- The nearest toilets can be found opposite the doors which lead into Screen Two.
- Fire exits to be used from Screen Two include heading out the door at the back of the auditorium, turning left to go through the next doors where you will see a seating area in front of you. Turn left towards the staircase beyond the toilets and lift and climb one flight of stairs until you reach the emergency exit which leads onto Brudenell Road.
- Alternatively, when you exit the auditorium from the door at the back, do not go through the door you came through.

Instead, head straight and then turn right to go through a door past the projection room and up the stairs to a fire exit which takes you out onto Queen’s Road. For those who can’t use stairs, there is a refuge point in the stairwell just next to the lift originally used to access the screen.



Here you will find details including specific dimensions of our seats in our auditoriums and other seating in our Café Bar, our Community Room on the First Floor and The Nook in the basement.

### Screen One Stalls

- Rows B-G: fixed arms with cupholder, 560mm width.
- Rows A, H, and I: fixed arms with cupholder, 590mm width.
- All of Row A and the middle sections of Rows G and H are removable to accommodate wheelchair users.

Row	Leg room (mm)
A	810
B	320
C	300
D	280
E	290
F	280
G	290
H (wide)	280
I (wide)	280

## Screen One Balcony

- All seats: fixed arms with cupholder, 560mm width.

Row	Leg room (mm)
A (middle)	230
A (wings)	420
B (middle)	340
B (wings)	160
C (middle)	260
C (wings)	190
D (middle)	210
D (wings)	160
E (middle)	200
E (wings)	160
F (middle)	210
F (wings)	160

## Screen Two

- Rows A, D, E, and F: fixed arms with cupholder, 590mm width.
- Rows B and C: Fixed arms with cupholder, 560mm width.
- There is dedicated space for wheelchair users, with additional removable seats, on Row F.

## Ground Floor and Basement Seating

- Wooden chairs: no arms, 430mm wide, 370 mm deep.
- Bench seating: no arms, 390mm deep.
- The tables are non-fixed, movable tables.

## First Floor Seating

- Wooden chairs: no arms, 430mm wide, 370 mm deep.
- The tables are non-fixed, movable tables.



## Guidance, Warnings & Certification

- If you find a film's content challenging, you are welcome to leave the screening and use our Café Bar, the Community Room, The Nook or the seating outside the main entrance for some quiet space. You're welcome to return to the screening once you feel ready.

## Strobe lighting

- Warnings about strobe lighting can be found in the Strobe Lighting section of the Film Details on film pages on our website. It states 'guidance unavailable' if we have been unable to check for strobe lighting. We will also display warnings on the cinema screens when we know a film contains strobe lighting.

## Content guidance

- On film pages in the Film Details section, there is a section called 'Content Guidance'. This section lets people know about potentially triggering content. Here is a full list of the content we provide warnings about:
  - Ableism or disability discrimination
  - Abuse (mental/emotional)
  - Abuse (physical, including bullying)
  - Animal cruelty/abuse
  - Bereavement/death
  - Bloody violence/gore/torture
  - Eating disorders

- LGBTQIA+ discrimination
  - PTSD (including war/combat)
  - Racism
  - Rape/sexual assault/sexual abuse
  - Religious discrimination
  - Sexism
  - Substance abuse
  - Suicide/self-harm
  - Violence
- If we have not been able to preview a film for potentially triggering content, it will state 'content guidance unavailable' on the film page on our website.
  - If a film doesn't contain any of these potentially triggering topics, it will state 'no content warnings identified' on the film page on our website.
  - To find out more about our approach to content guidance, [read our journal post here](#).

## Certification

- Film pages on our website will specify the certification of a film to help you gauge whether a film is age appropriate. If you would like more information about why a film has been given its certification, we recommend visiting [the BBFC website](#).



## Covid Safety

- Please do not visit if you have Covid symptoms and get in touch to arrange a ticket exchange/refund.
- We have installed new ventilation systems in the cinema.
- The cinema is cleaned every day and we have a checklist for toilet checks and cleaning throughout the day.

- We ensure our toilets are stocked with soap and we also have hand sanitiser available for staff and customer use.

## Accessible Screenings

We have a range of screenings to help make cinema more accessible. These are explained below. Each type of screening has a label and our website can be used to filter screenings by access requirement so that you can see what is showing within each category.

## Audio Description Screenings

We have screenings with audio description to help people who are blind or visually impaired. Audio description tracks describe action taking place on screen, in between dialogue and sound effects. These tracks don't play from the cinema's main speakers, but can be listened to via dedicated headsets available to use.

- [All audio description screenings can be found here.](#)
- Not all films have audio description as not all film distributors provide it. When a film does have audio description, screenings with audio description available will be marked on our digital and physical programmes with the label 'AD'.
- All screenings of a film with audio description will have audio description available.
- We have accessible receivers that can be booked by customers and can be used to pick up the film's audio description via WiFi.
- These have a standard 3.5mm headphone jack so customers can use their own headphones. We recommend bringing your own headphones.

- There is the option to use audio description headsets to instead amplify the standard audio track of the film, for the benefit of audiences who are Hard of Hearing.
- The audio description receiver has a touchscreen display with volume controls.
- Touchscreen displays have a privacy filter to minimise distractions caused by the light.
- We have 12 accessibility headsets and receivers.
- Accessibility headsets can be booked when available in person, over the phone and online (for audio description screenings). To book online, first update your account details (in 'Other Preferences') and select 'I require audio description'. This means you will be able to select these headsets when they are available. When selecting your seats, there is a dropdown section in the seating plan where you can select an audio description headset.

## Captioned Screenings

Captioned Screenings feature full descriptive subtitles, for the benefit of audiences who are d/Deaf and Hard of Hearing.

As well as providing subtitles for all dialogue spoken (both English non-English dialogue), these screenings also provide subtitles for other significant sounds, such as a door slamming or a song playing.

- [All Captioned Screenings can be found here.](#)
- Not every film has captions as captioning is dependent on whether it is provided by film distributors.
- Films with captions will be labelled with 'C' or 'Captioned' next to the showing time.

## Autism-friendly Screenings

Our Autism-friendly screenings are intended to provide a safe



environment for neurodiverse audiences and anyone who might find our standard screenings challenging.

- [All Autism-friendly screenings can be found here.](#)
- There is a relaxed attitude to audience noise.
- Cinema light levels are raised slightly.
- Film volume is lowered slightly.
- People can move around the auditorium and in and out as needed.
- No trailers or advertisements.
- Screen capacity is reduced.
- Hand dryers are turned off in bathrooms.
- These screenings take place regularly and can be found with an 'Autism-friendly Screening' tag next to screening times.
- While these screenings have been designed with people on the Autism spectrum in mind, anyone is welcome to attend.

## Memory Matinees

- Our Pay What You Can Memory Matinee screenings are intended for people living with dementia and their family, friends and carers. Find out more details about these screenings on our [Memory Matinee page](#).

## Bring Your Own Baby Screenings

These screenings are a chance for parents/carers with babies to visit the cinema without leaving little ones at home. Find out more about how these screenings are tailored to parents/carers and babies and what's on by heading to our [BYOBaby page](#).

## Affordable Screenings

- Our [Hyde & Seek family-friendly screenings](#) are Pay What You Can. These take place weekly on Saturday and Sunday mornings with other additional screenings.
- Our weekday matinees (screenings before 16:30) have a lower ticket price of £6.50.
- Concessions (senior 60+, student, Disabled person, unwaged, Leeds Card, Blue Light Card) can access a lower admission price all day, every day with even cheaper £6.50 tickets for screenings on Mondays and Tuesdays.
- We are a Max Card partner, meaning children in foster care and children with additional needs can access discounted cinema tickets. If you are eligible, register for a card online and bring it along with you to the cinema to get tickets for £6. [For more information about Max Card, visit their website.](#)
- Full details of affordable ways to visit HPPH can be found on our [Ways to Save page](#).

## Future Accessibility

- Please get in touch if you have any suggestions for how we could improve.
- Lots of our front of house staff are new since we have been closed for renovations and extension. During the early stages of their roles, they will all be trained in basic BSL. Therefore, in the coming months, they should be able to help BSL users at the box office and Café Bar.
- We are keen to increase the amount of BSL interpretation we provide, especially for live events like Q&As and talks.

- We are hoping to increase the number of captioned screenings.
- We plan to increase the number of accessibility headsets we have available.
- We are planning to work with, and in support of, organisations such as Action Asylum and Swarthmore Centre.